

BUDDY LIFT

PLASMOID

BUDDY

PLASMOID



zonzini®

**TAKING
THINGS TO
THE NEXT
LEVEL**

zonzini®

STAIRCLIMBERS

BUDDY LIFT

PLASMOID

The self-loading stair climbing trolley.



BUDDY

PLASMOID

The ideal stair climbing trolley for last mile deliveries.



ZONZINI CRAWLER TRACKS

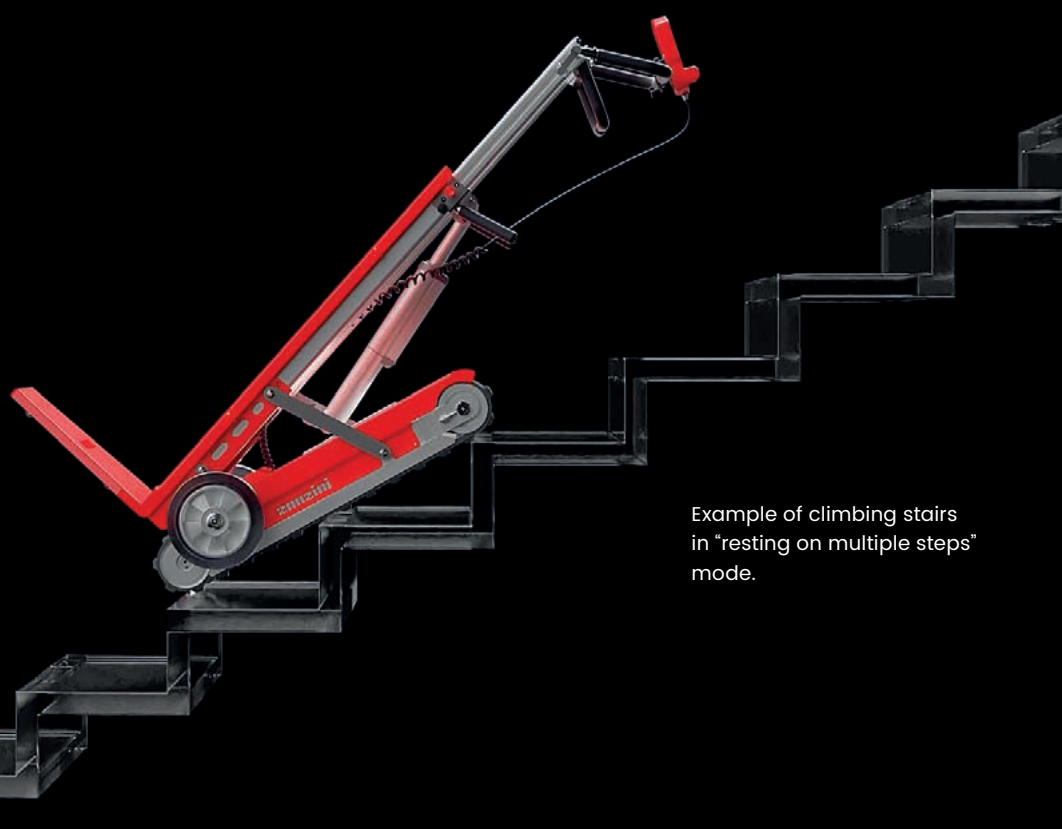
*Probably the best in the world.
They guarantee grip and safety on various
types of surfaces.*



The new Buddy and Buddy Lift Plasmoid stair climbing trolleys can be used in 2 different modes to climb stairs:

Resting on multiple steps. This is the most convenient and safest travel condition for the operator, as the weight is placed on the step and the load management is very easy. Physical interaction is very low, therefore this is the preferred mode.

Step by step. This condition requires the operator's ability to manage the centre of gravity of the load, as going up or down the stairs is carried out by a pair of teeth on the crawler tracks that grip the step. It can be done with light loads that are easily manageable by operators who are familiar with the product, and allows travelling over kite winder landings.



Example of climbing stairs
in "resting on multiple steps"
mode.



Example of climbing stairs
in "step by step" mode.

CRAWLER TRACKS CONTROLLED WITH ELECTRIC PISTON



It has never been easier to get onto the landing.

An electric piston controls the crawler tracks inclination and the operator can choose when to manage the stair climbing trolley with crawler tracks or

with wheels. Thanks to this solution, by simply pressing a button you can move the crawler tracks in relation to the wheels, safely and easily.



Thanks to the electric piston that controls the crawler tracks, there is no interference between tracks and wheels, therefore entering the landing is extremely easy and stable.



Once on the landing, simply press a button to retract the crawler tracks and use the side wheels, thereby conveniently getting to the next flight of stairs. Because of how the new Buddy and Buddy Lift Plasmoid are designed, the operator does not feel any imbalance during the crawler track/wheel transition.

CRAWLER TRACKS IN MAXIMUM CLOSING POSITION

The 3 keys on the left of the joystick control the drive, therefore the crawler track position:

Crawler tracks in intermedi-
ate position. Middle left but-
ton of the joystick.
It is possible to go up and
down the step using the pair
of teeth of the crawler tracks
gripping the step. This is the
"step by step" mode that the
operator uses to keep the
load balanced.

Crawler tracks in maximum
opening position. Third but-
ton on the bottom left of the
joystick.

The key on the top left completely
closes the crawler tracks.

The key in the middle left auto-
matically positions the crawler
tracks so as to travel along the
stairs in "step by step" mode".
The key on the bottom left auto-

matically positions the crawler
tracks so as to travel along the
stairs in "resting on multiple steps"
mode".

Crawler tracks in intermedi-
ate position.
Middle left button
of the joystick.

Top left button of the joystick.
The crawler tracks close
completely and allow the
wheels to rest on the ground,
it helps to turn on narrow stairs
and kite winder steps.

BUDDY – PLASMOID

Also ideal for the home delivery of oxygen cylinders, various types of plastic or cardboard boxes and packs.



Buddy Plasmoid, used with relatively light loads of about 60/70 kg in “step by step” mode, is ideal for last mile delivery of packs or boxes by

specialised couriers or, for example, cylinders for oxygen therapy, as well as furniture.
Simple and intuitive to use.



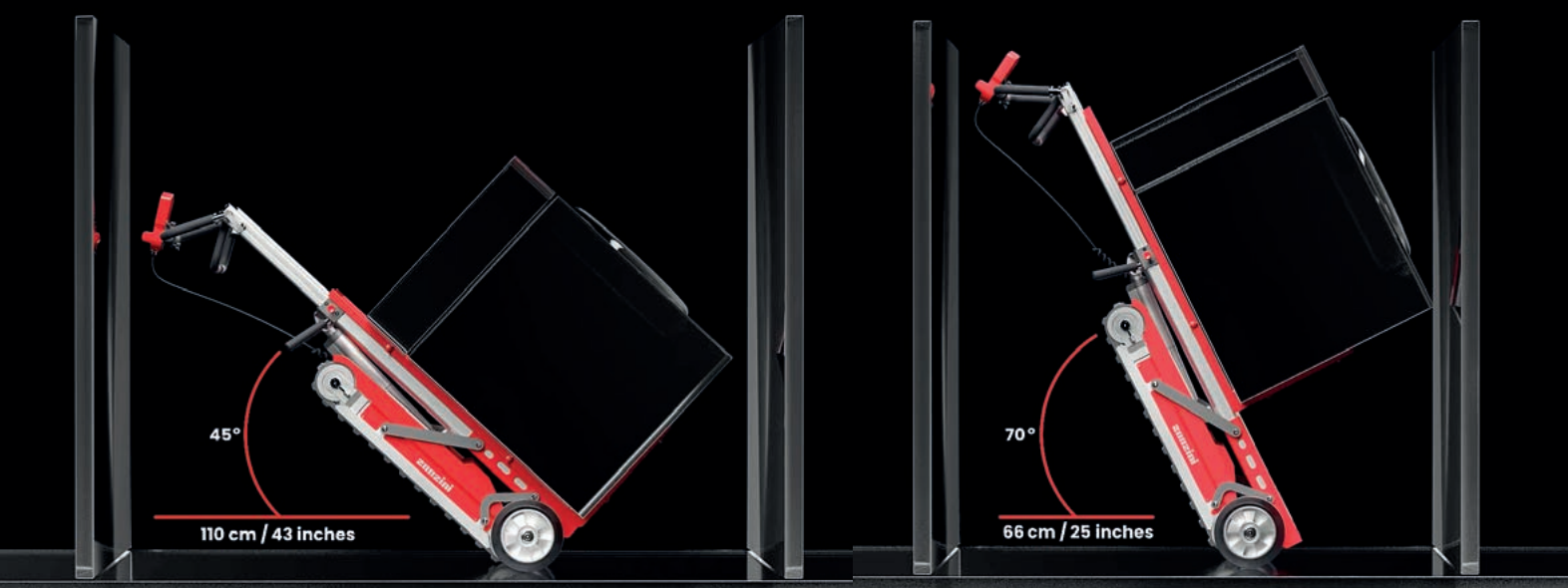
For the transport of heavier and larger loads such as fridges or sofas for example, we recommend using it in “resting on multiple steps” mode as this increases the safety and comfort of travel for the operator, who no longer has to physically manage the load.



Buddy Plasmoid, used in “step by step” mode makes it easier and more manageable to transport multiple boxes of 15/20kg each in specialised shops so as to optimise logistics without any physical effort.

BUDDY LIFT – PLASMOID

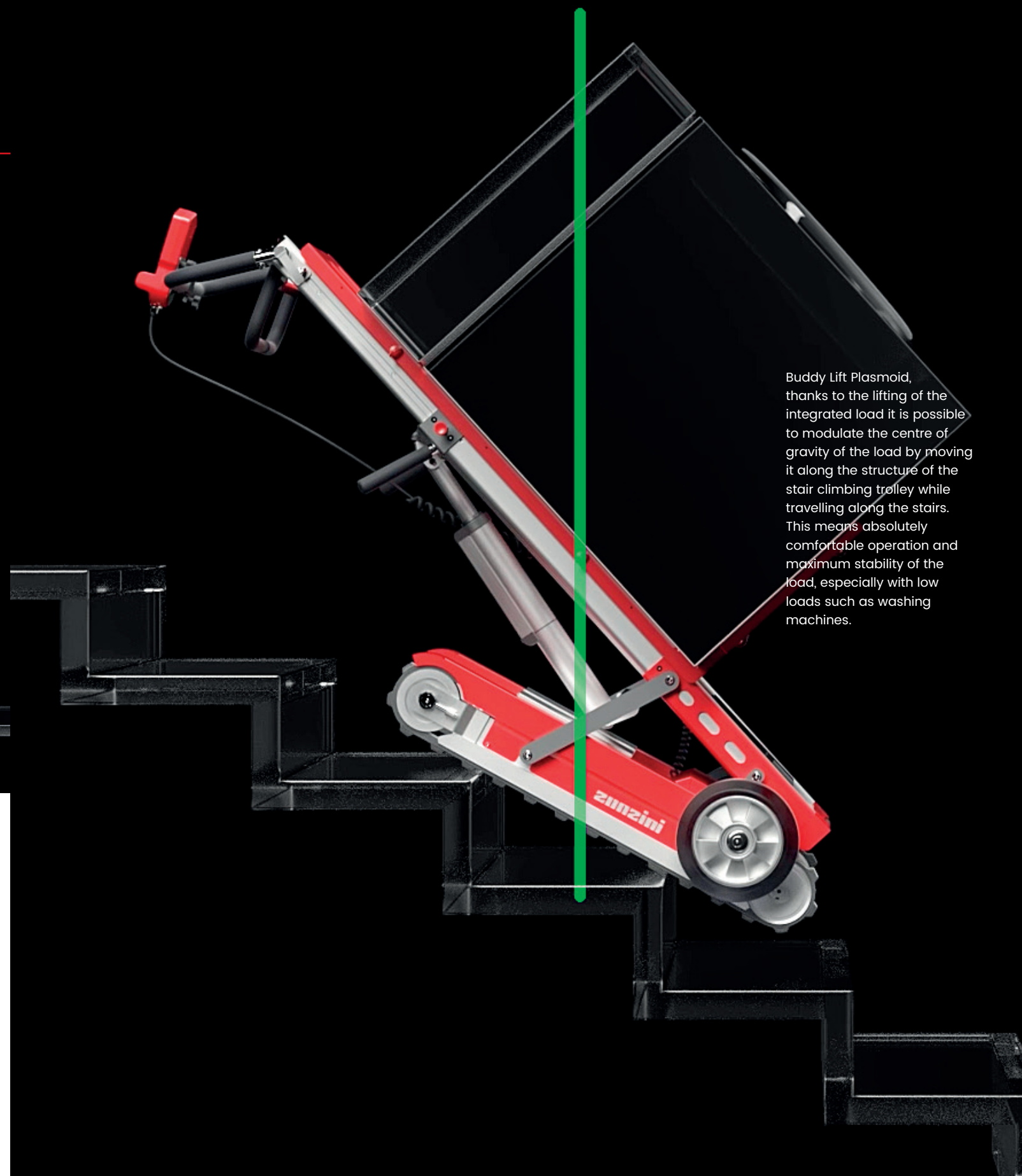
Lifting the load makes all the difference between success and failure.



It is a matter of physics.

Leaving the load on the level of the flat ground requires more space for turning. It is a matter of physics. Many times it is not possible to make the delivery due to the tight turning spaces available.

Buddy Lift – Plasmoid features an integrated lifting base that makes **it possible to recover the necessary space and turn on tighter stairs.**



BUDDY LIFT PLASMOID

Stair climbing trolley and built-in load lifting. Self-loading.



Buddy Lift Plasmoid lifts the load up to 60 cm / 23 inches off the ground, thereby making loading and unloading possible on most commercial vehicles for home deliveries.



Example of Self-loading on van.
See the photo sequences below.



The vertical structure is telescopic and is detached from the lifting base, therefore it is possible to extend it or close it back up even when the load is lifted.

BUDDY LIFT – PLASMOID

The Self-Loading Stair Climbing Trolley.




The built-in lifting base has 3 main functions:

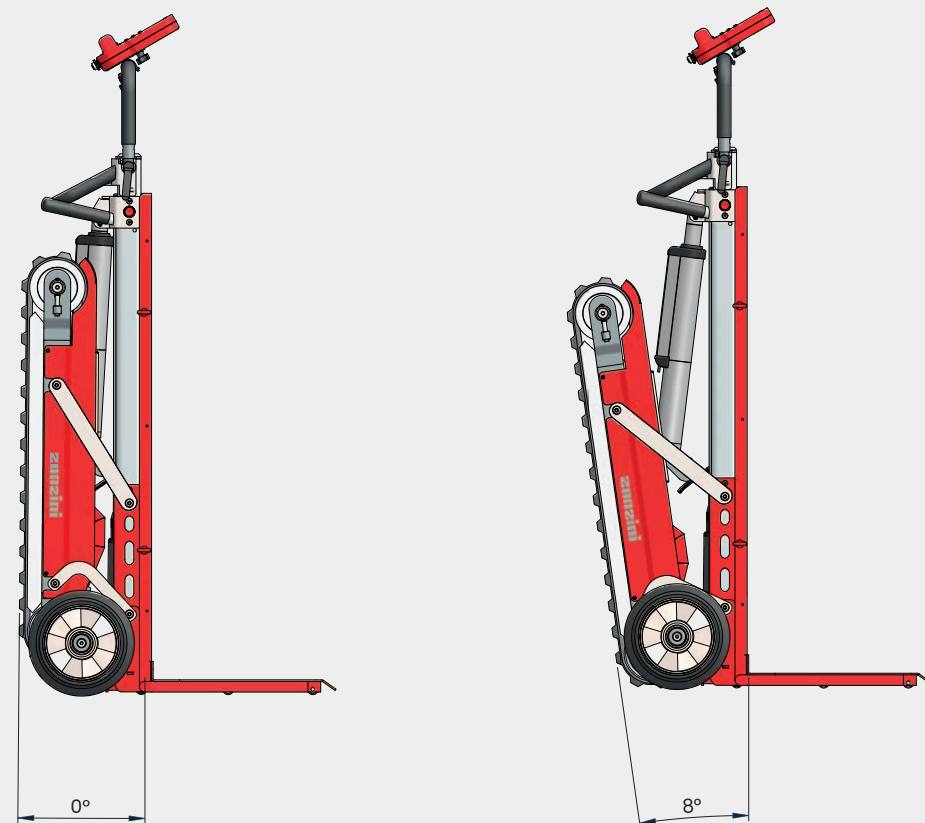
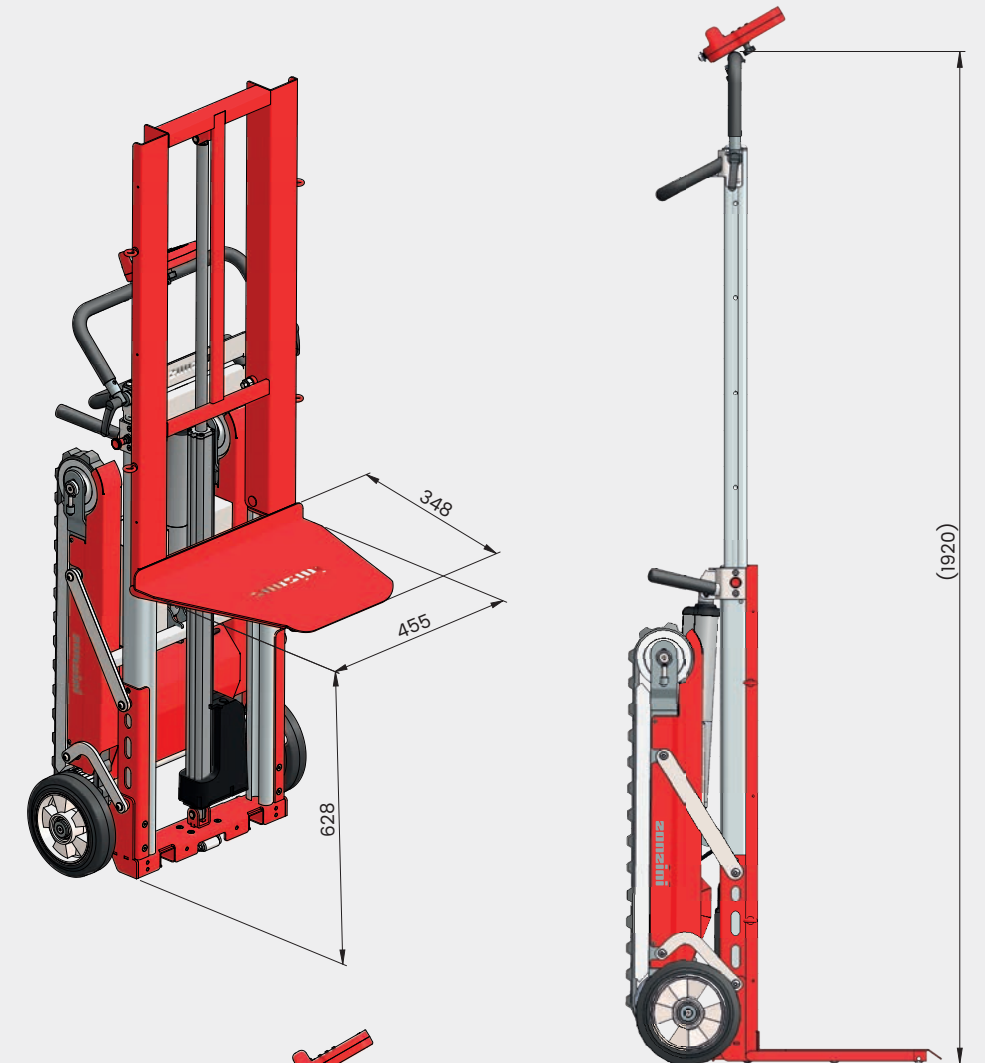
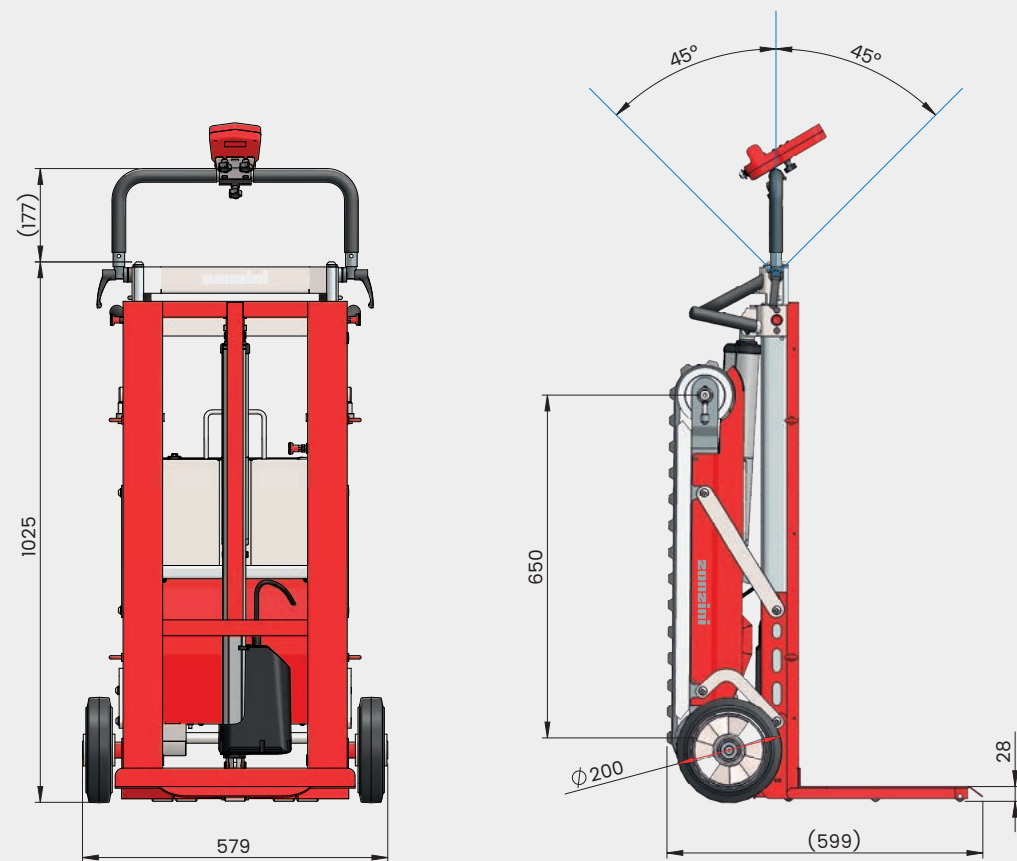
It improves the ease of transit on stairs as it allows modulating the centre of gravity of low loads

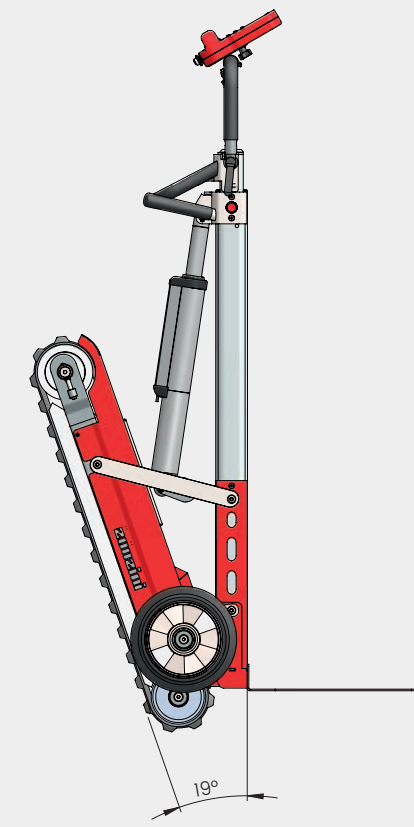
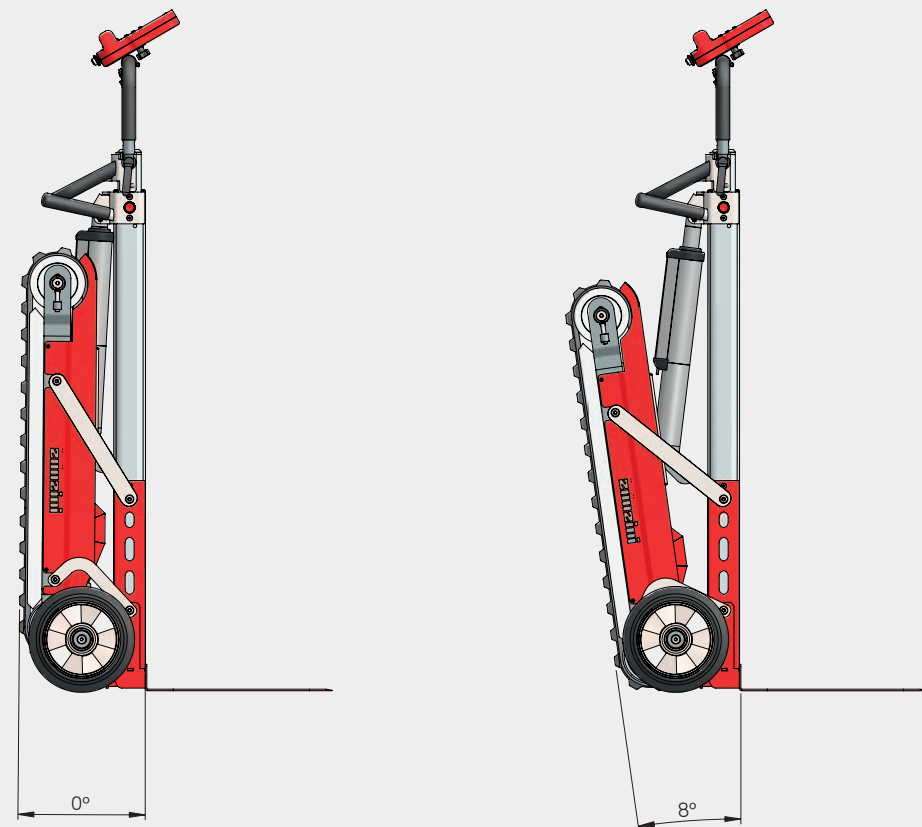
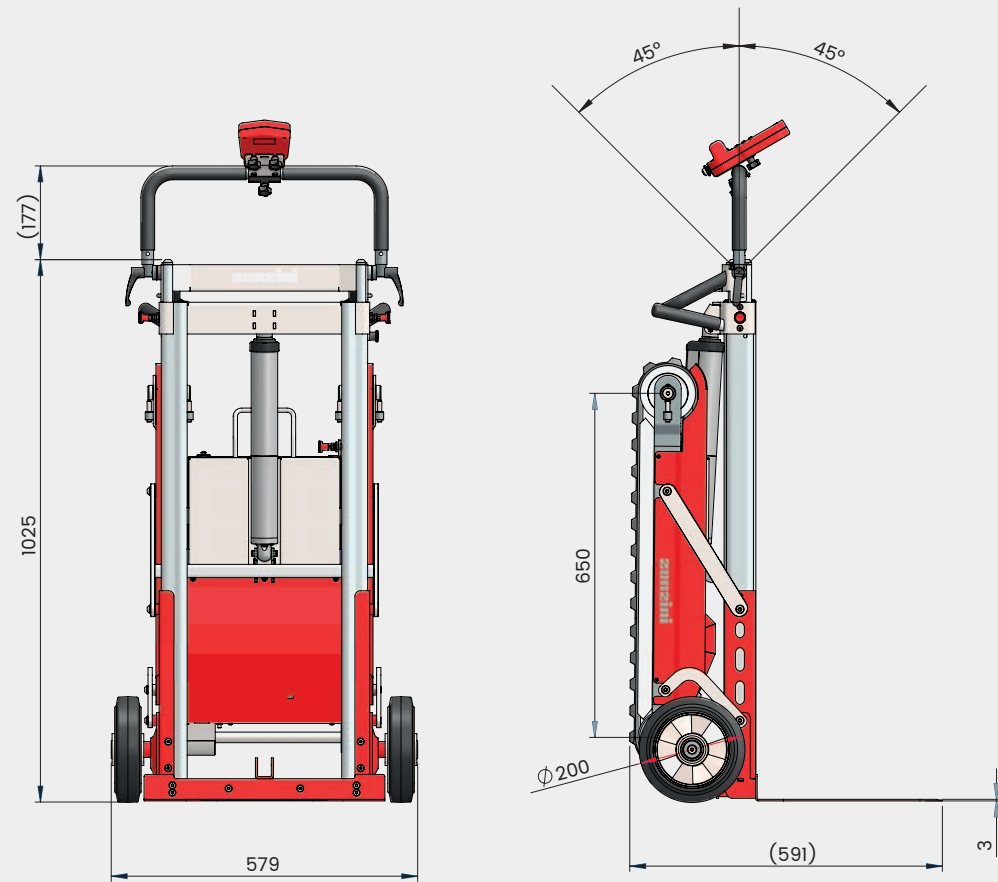
This makes it possible to turn on tighter landings than a stair climbing trolley with fixed base on the ground

This makes it possible also to lift the load onto a van and to self-load the machine into the van.



You can also load both stair climbers onto the van with the crawler tracks, you need to select "step by step" mode, i.e. press the middle key on the left column of the joystick.







TECHNICAL DATA

Manufacturer: Zonzini s.r.l. – made in Italy
Buddy Plasmoid – Buddy Lift Plasmoid models

Available capacities:
150 – 200 Kg

Weight without battery:
Buddy Lift Plasmoid 72 kg – Buddy Plasmoid 55 Kg

Battery weight:
11 kg

Uptime:
about 400 steps

Battery charging time:
80% in 2h; 100% in 4h

Battery voltage / power:
(V/Ah) 24DC / 14Ah

Battery charger current output voltage:
(V/Ah) 24DC/4

Input frequency voltag:
(V/Hz) 110/240 – 50/60

Stair travel speed:
Buddy Lift Plasmoid **150 Kg**: about **47 steps per minute**
Buddy Plasmoid **150 Kg**: about **47 steps per minute**
Buddy Lift Plasmoid **200 Kg**: about **27 steps per minute**
Buddy Plasmoid **200 Kg**: about **27 steps per minute**

* Important: Zonzini s.r.l. is entitled to make changes to all products, even significant ones, without notice. The specified data is purely indicative and not contractually binding. For more detailed technical information, please email the manufacturer's customer service at info@zonzini.it



FOR OVER 40 YEARS

For over 40 years we have evolved and established ourselves in designing electrical stairclimbers to meet all transportation needs.



TECHNOLOGY AND RELIABILITY

All our products ensure comfort during use, safety and reliability. They are manufactured according to an in-house quality standard that has made them synonymous with top quality for years, thus gaining trust from our customers.

We are aware that, in this sector, requirements vary from one customer to another, which is why our greatest value is to know how to listen.

Our customers have always been our most precious asset, and our priority is to listen to them and assist them. Therefore, the daily goal of our technicians is to analyse their every need in order to use this information to make improvements and develop increasingly advanced solutions.

2002

More than 30 countries have chosen us as a benchmark company offering top-quality products.

WE OPERATE WORLDWIDE





ZONZINI SRL
Via Caravaggio, 8
37053 Cerea, Verona, Italy
Tel. +39 0442 33 04 21
Fax +39 0442 33 24 06
E-mail: info@zonzini.it
www.zonzini.it

